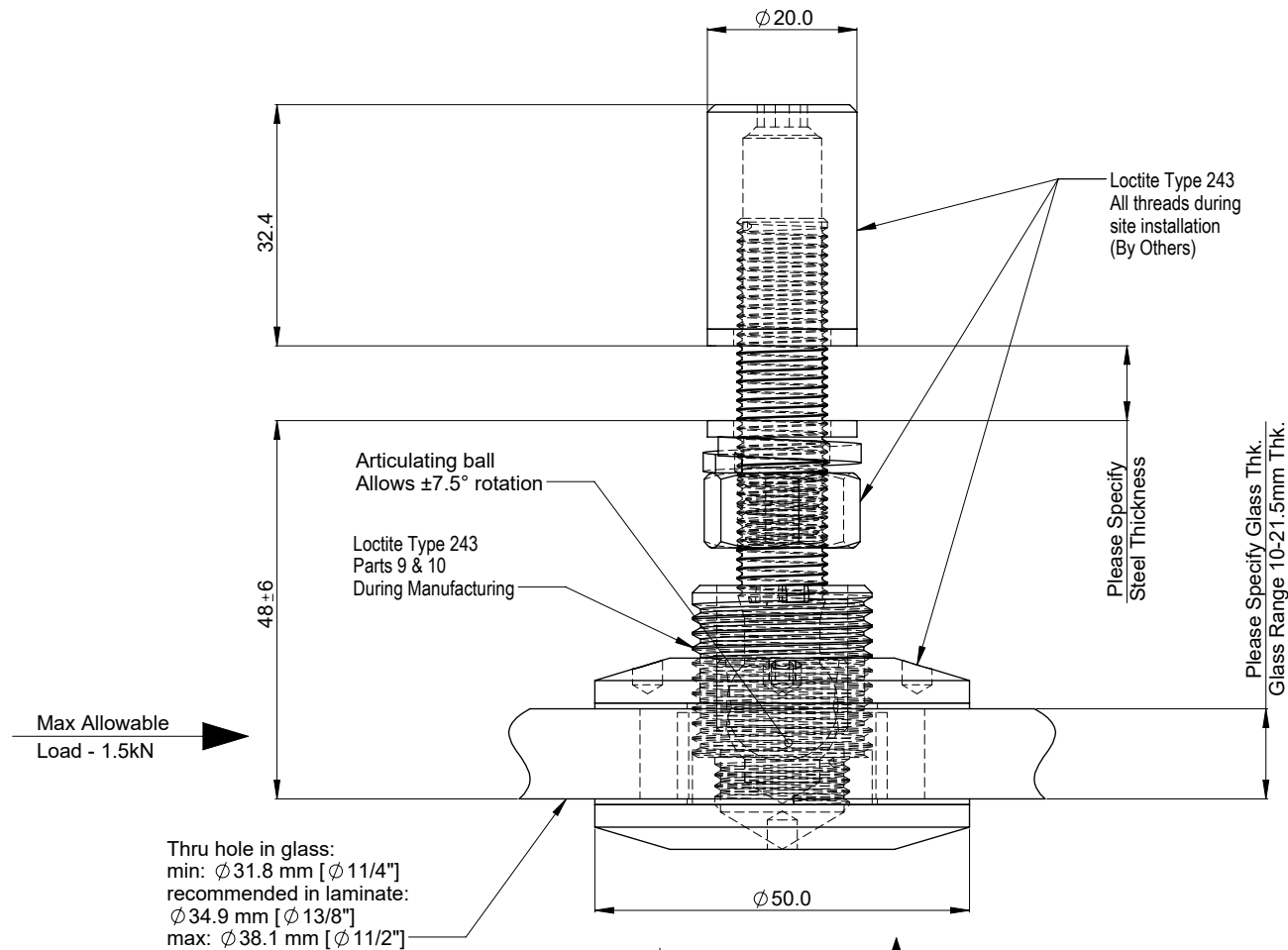
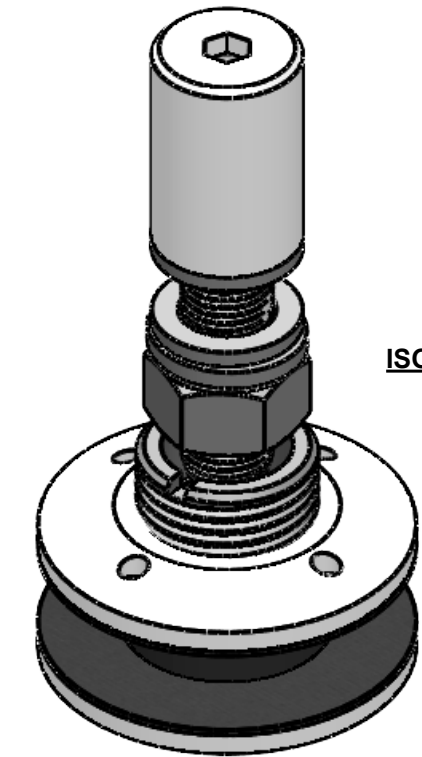


EXPLODED VIEW



TOP / PLAN VIEW

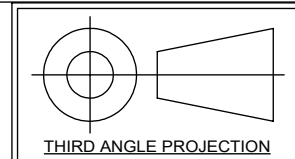
ITEM	PART	DESCRIPTION	MATERIAL	FINISH	QTY.
1	AB1a-P06	BACK NUT	Gd 316 SS	MACHINED	1
2	FW M12	WASHER, FLAT, M12 x 24 OD	A2-70	EX WORKS	2
3	W M12	LOCK WASHER	A2-70	EX WORKS	1
4	HN M12	NUT, HEX, M12	A2-70	EX WORKS	1
5	AB1b-P02	Dia 50mm BACK PLATE	Gd 316 SS	FINE MACHINED	1
6	AB1b-P07	GASKET - OD50 ID25.4 x 0.8 THK.	CG605-FIBER-GREY	EX WORKS	2
7	AB1b-P05	FERRULE - OD28 ID25 x 11.5 THK.	NYLON-BLACK	MACHINED	1
8	AB1b-P04	M12, SPHERICAL THREADED STUD	Gd 316 SS	MACHINED	1
9	AB1b-P03	CUP THREADED INSERT	G316 SS	MACHINED	1
10	AB1b-P09	ARTICULATING BODY	Gd 316 SS	MACHINED	1
11	AB1a-P08	RUBBER INSERT	EPDM	EX WORKS	1
12	AB1b-P01	Dia 50mm FRONT PLATE	Gd 316 SS	FINE MACHINED	1



**ISOMETRIC VIEW
SCALE 1:1**

GENERAL TOLERANCES (mm) UNLESS SPECIFIED								
LINEAR DIMENSION TOLERANCES (ISO 2768 - FINE)								
NOM. DIMENSION	0.5 TO 3	3 TO 6	6 TO 30	30 TO 120	120 TO 400	400 TO 1000	1000 TO 2000	2000 TO 4000
TOLERANCE	±0.05	±0.05	±0.1	±0.15	±0.2	±0.3	±0.5	-
ANGULAR DIMENSION TOLERANCES (ISO 2768 - FINE)					EXT. RADIUS / CHAMFER HEIGHTS (ISO 2768 - FINE)			
NOM. DIMENSION	0 TO 10	10 TO 50	50 TO 120	120 TO 400	NOM. DIMENSION	0.5 TO 3	3 TO 6	OVER 6
TOLERANCE	±1°	±0°30'	±0°20'	±0°10'	TOLERANCE	±0.2	±0.5	±1.0

**** NOTE: 4mm PIN SPANNER TOOL REQUIRED FOR INSTALLATION ****



ASSEMBLY DRAWING - SKU #AB502TM6S21010

ARTICULATING GLASS BOLT - AB502T: 50mm [2"] DIAMETER w/ TAPERED FACE (INCLUDES MACHINED BACK NUT, WASHERS, HEX NUT, GASKETS & FERRULES)

SCALE
1:1

DWG No
AB502TM6S21010

