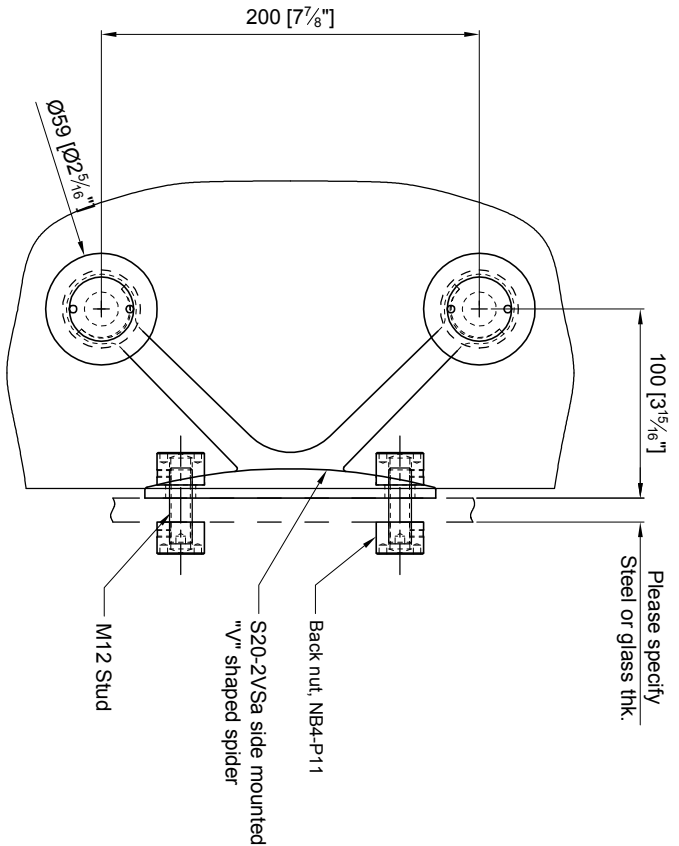
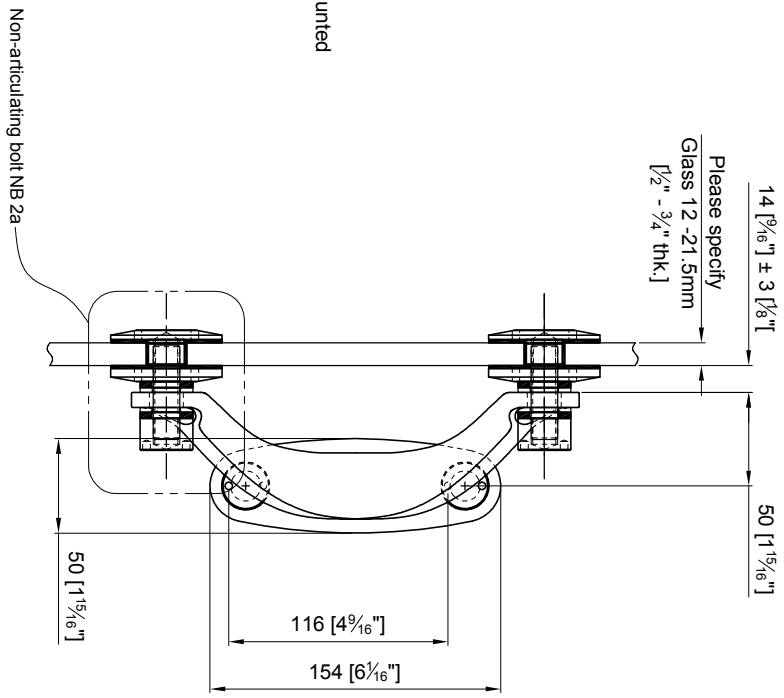


Load per leg  
1,5kN @ yield



FRONT VIEW

Load per leg  
3,7kN @ yield



SIDE VIEW

**Quantity:** Sets  
**Material:** Grade 304/316 Stainless steel  
**Finish:** Spider: Satin; Glass bolt: Machined

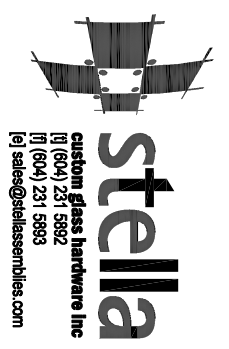
Hole in glass min.  $\varnothing 22.2\text{mm}$  [ $\varnothing 7/8$ "]  
Dimensions millimeter unless otherwise shown  
Apply loctite 243 to all threads during assembly  
(To increase curing speed, please supply activator 7649)  
Details are typical and are subject to change to meet project requirement



Drawn	Drawn date
JH	NOV 18-09
Approved	Approved date
RL	NOV 18-09
Scale	Rev.
1:4	-
DWG No	
SS202SV\NB601T	

**ASSEMBLY DRAWING**  
**S20-2Vsa "V" SHAPED SIDE MOUNTED SPIDER W/ NON-ARTICULATING BOLT NB2a**  
**FORMALLY S20-2Vsa-NB2a**

APPROVAL  
DATE



This drawing is the property of Stella Custom Glass Hardware Inc and may not be copied or reproduced in any way whatsoever without written permission of that company