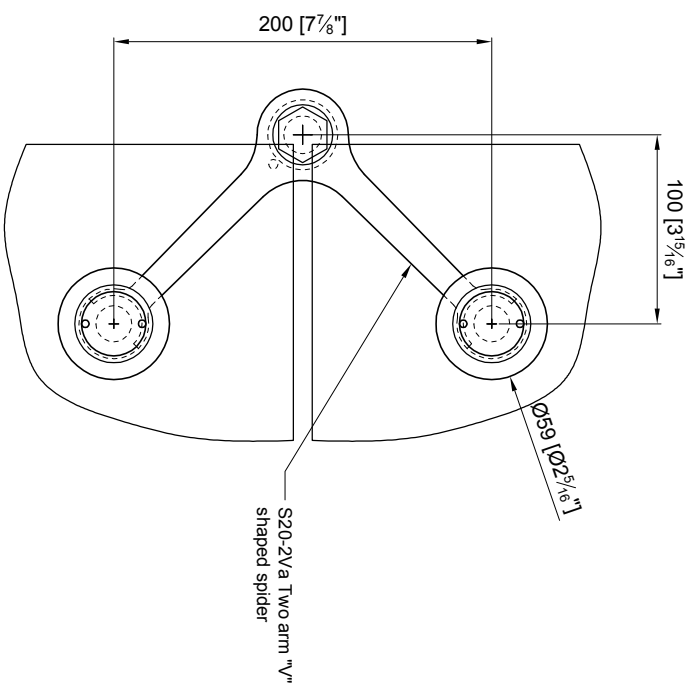
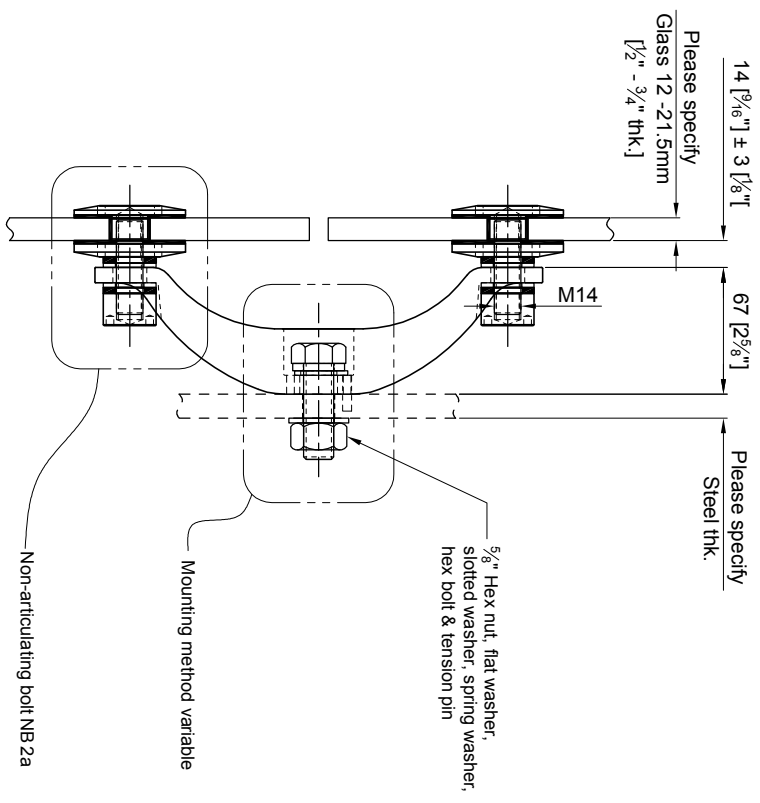


Load per leg
1.5kN @ yield

Load per leg
3.7kN @ yield



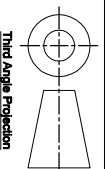
FRONT VIEW



SIDE VIEW

Quantity: Sets
Material: Grade 304/316 Stainless steel
Finish: Spider: Satin; Glass bolt: Machined

Hole in glass min. Ø22.2mm [Ø 7/8\"/>
Dimensions millimeter unless otherwise shown
Apply loctite 243 to all threads during assembly
(To increase curing speed, please supply activator 7649).
Details are typical and are subject to change to meet project requirement



Drawn	Drawn date
JH	NOV 18-09
Approved	Approved date
RL	NOV 18-09
Scale	Rev.
1:4	-
DWG No	
SS202FV-NB601T	

ASSEMBLY DRAWING
S20-2Va "V" SHAPED SPIDER W/ NON-ARTICULATING BOLT NB2a
FORMALLY S20-2Va-NB2a

APPROVAL

DATE

stella
custom glass hardware Inc
t (604) 231 5892
f (604) 231 5893
e sales@stellassemblies.com

This drawing is the property of Stella Custom Glass Hardware Inc and may not be copied or reproduced in any way whatsoever without written permission of that company