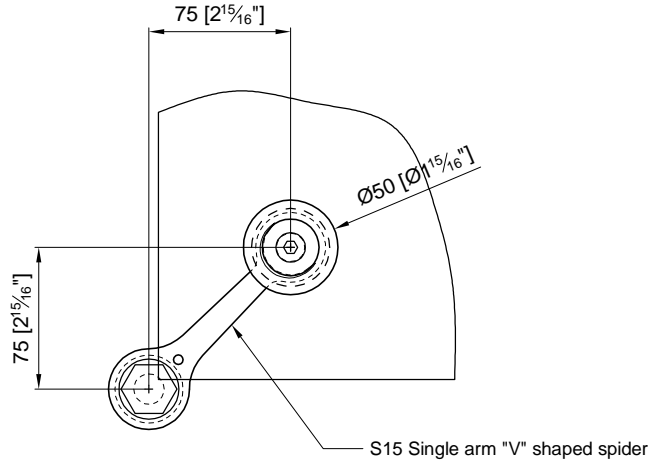
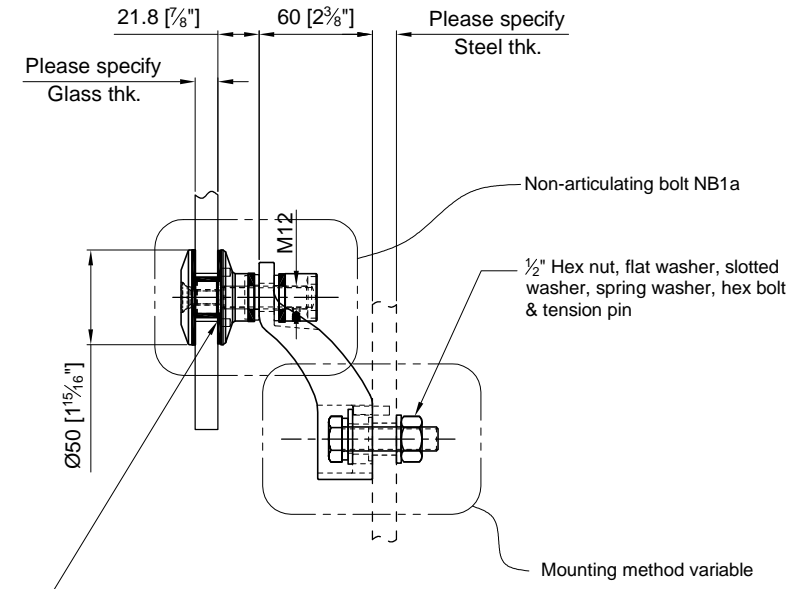


Load per leg  
0,8kN @ yield

Load per leg  
1,5kN @ yield



**FRONT VIEW**



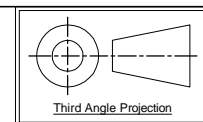
**SIDE VIEW**

Hole in glass  
min. Ø22.2mm [Ø 7/8"]  
recommend Ø25.4mm [Ø 1"]  
max. Ø28.6mm [Ø 1 1/8"]

APPROVAL
DATE

Quantity: Sets  
Material: Grade 304/316 Stainless steel  
Finish: Spider: Satin; Glass bolt: Machined

Hole in glass see above  
Dimensions millimeter unless otherwise shown  
Apply loctite 243 to all threads during assembly  
(To increase curing speed, please apply activator 7649)  
Details are typical and are subject to change to meet project requirement



Drawn	Drawn date
JH	NOV 18-09
Approved	Approved date
RL	NOV 18-09
Scale	Rev.
1:4	-
DWG No	
SS151FV-NB502T	

**stella**  
[t] (604) 231 5892  
[f] (604) 231 5893  
[e] info@stellaglasshardware.com

**ASSEMBLY DRAWING**  
**S15-1Va "V" SHAPED SPIDER W/ NON-ARTICULATING BOLT NB1a**  
**FORMERLY S15-1Va-NB1a**