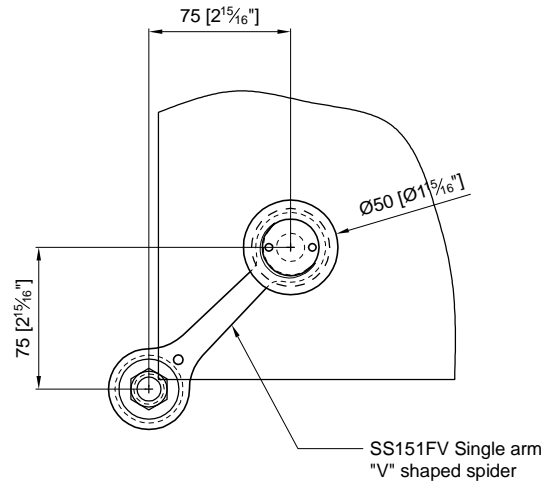
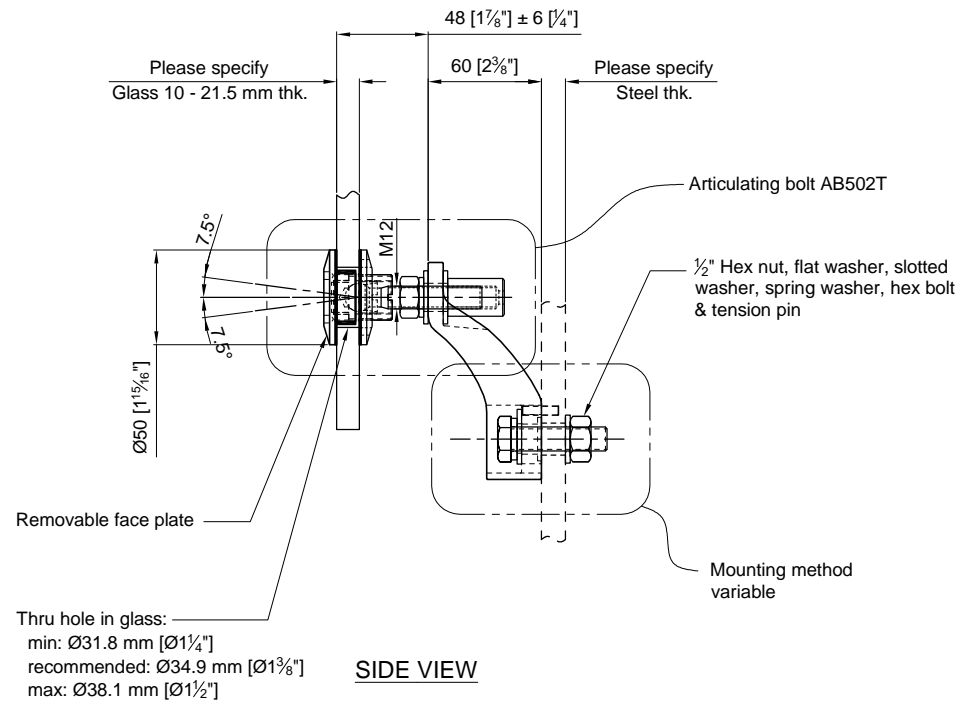


Load per leg
0,8kN @ yield

Load per leg
1,5kN @ yield



FRONT VIEW



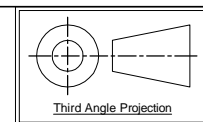
SIDE VIEW

Thru hole in glass:
min: Ø31.8 mm [Ø1 1/4]
recommended: Ø34.9 mm [Ø1 3/8]
max: Ø38.1 mm [Ø1 1/2]

APPROVAL
DATE

Quantity: Sets
Material: Grade 316 Stainless steel
Finish: Spider: Satin; Glass bolt: Machined

Hole in glass see above
Dimensions millimeter unless otherwise shown
Apply loctite 243 to all threads during assembly
(To increase curing speed, please apply activator 7649)
Details are typical and are subject to change to meet project requirement



Drawn	Drawn date
JH	JAN 22-2013
Approved	Approved date
Scale	Rev.
1:4	-
DWG No	
SS151FV-AB502T	

[t] (604) 231 5892
[f] (604) 231 5893
[e] info@stellaglasshardware.com

ASSEMBLY DRAWING
SS151FV SINGLE ARM "V" SHAPED SPIDER W/ FACE MOUNTED ARTICULATING BOLT AB502T