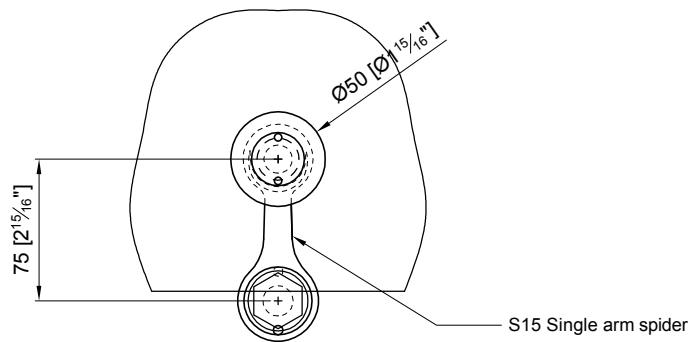
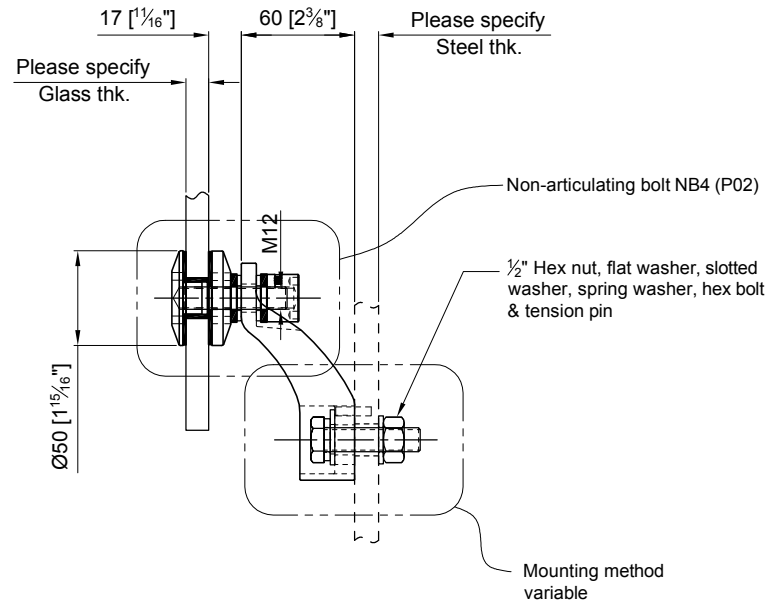


Load per leg  
0,8kN @ yield

Load per leg  
1,5kN @ yield



FRONT VIEW

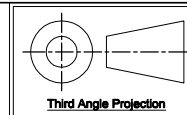


SIDE VIEW

APPROVAL
DATE

**Quantity:** Sets  
**Material:** Grade 304/316 Stainless steel  
**Finish:** Spider: Satin; Glass bolt: Machined

Hole in glass min. Ø22.2mm [Ø 7/8"]  
Dimensions millimeter unless otherwise shown  
Apply loctite 243 to all threads during assembly  
(To increase curing speed, please apply activator 7649)  
Details are typical and are subject to change to meet project requirement



Drawn	Drawn date
JH	DEC 15-09
Approved	Approved date
RL	DEC 15-09
Scale	Rev.
1:4	-
DWG No	
SS151FT-NB504T	

**stella**  
custom glass hardware Inc  
t] (604) 231 5892  
f] (604) 231 5893  
e] sales@stellassemblies.com

ASSEMBLY DRAWING  
S15-1a SPIDER W/ NON-ARTICULATING BOLT NB4(P02)  
FORMALLY S15-1a-NB4(P02)