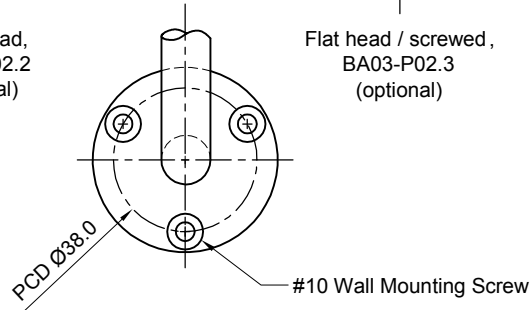
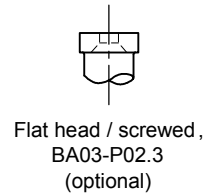
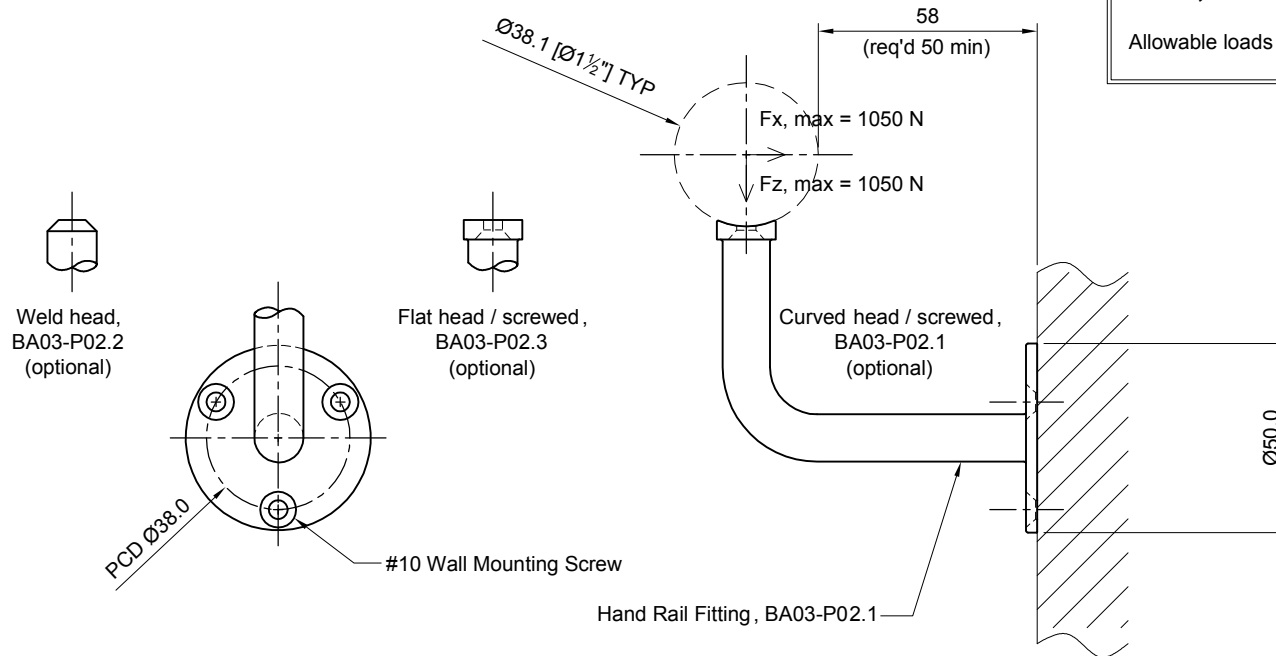
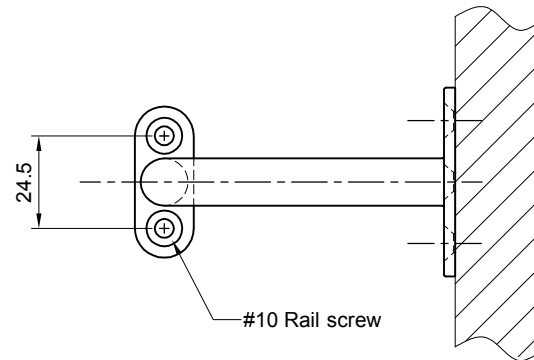


**This Hand Rail Fitting meets the requirements of the National Building Code of Canada 2005, Div B, Section 3.4.6.4.**

Allowable loads are for distance between fittings of up to 1.5 m.



Hand Rail Fitting, BA03-P02.1



**ORDERING INFORMATION**

(please check)

Curved head/screwed (std)	
Flat head/screwed (option)	
Weld head (option)	

If sscrew to be included, pls specify:  
 (2) Rail screws  
 #10 \_\_\_\_\_  
 (3) Wall mounting screws  
 #10 \_\_\_\_\_

CUSTOMER APPROVAL

(PLEASE SIGN)

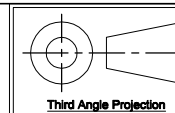
DATE:

APPROVAL

DATE

**Quantity:** Sets  
**Material:** 2205 Duplex Stainless Steel  
**Finish:** Satin #4

Hole in glass min. Ø22.2mm [Ø 7/8"]  
 Dimensions millimeter unless otherwise shown  
 Apply loctite 243 to all threads during assembly  
 (To increase curing speed, please apply activator 7649)  
 Details are typical and are subject to change to meet project requirement



Drawn	Drawn date
JH	FEB 8-2010
Approved	Approved date
JS	FEB 8-2010
Scale	Rev.
1:2	-
DWG No	
BA503-D	



**stella**  
 custom glass hardware Inc  
 [t] (604) 231 5892  
 [f] (604) 231 5893  
 [e] sales@stellaassemblies.com

ASSEMBLY DRAWING  
 HAND RAIL FITTING - BA03 WALL MOUNTED  
 FORMALLY BA03-A02