

EXTEND YOUR LIVING SPACE

# VUE DOOR

## SYSTEMS



PROVIDING INNOVATIVE DOOR SOLUTIONS TO NORTH AMERICA



[www.stellaglasshardware.com](http://www.stellaglasshardware.com)

Follow us @stella\_glass   





SFU Cafe (Burnaby, BC), Bi-fold Doors



Chambar (Vancouver, BC), Sliding Doors



Centennial Beach Cafe (Delta, BC), Sliding Doors



Ferry Terminal (Vancouver Island, BC), Bi-fold Doors



Private Res. (Vancouver, BC), Bi-fold Doors



Lululemon (Vancouver, BC), Bi-fold Doors



Private Res. (Vancouver, BC), Bi-fold Doors



**4** THE STELLA DOOR EXPERIENCE

**6** FEATURES & SPECIFICATION OVERVIEW

**8** **BF2** (BI-FOLDING DOOR)

**10** **TS2** (SLIDING DOOR)

**12** WORKING WITH VUE DOORS

**14** SUPPLEMENTARY HARDWARE FOR YOUR BUILD PROJECT

# THE VUE DOOR

# EXPERIENCE

Stella has been working with glass products for over 21 years. We've produced hundreds of panels for high-end homes, high rises, commercial balconies, amenity spaces, schools, and restaurants.

Established in 2001, our focus has always been quality glazing products and glazing contractor support.

A North American made product means quick access to parts and technical support.



## SUPPORT

- Local shop for technical support.
- 10 year hardware warranty.
- Installer training for best results.
- Technical team to help design custom configurations.

## DESIGN

- Multiple configurations for corner doors, pockets and tailor made solutions.
- Colour options to suit all projects.
- Quality stainless steel rollers, hinges and handles.

## DOWNLOAD OUR DETAILED CAD DRAWINGS AT

[www.stellavuedoors.com](http://www.stellavuedoors.com)



## PERFORMANCE

- NAFS rated and Intertek tested.
- Top Roller allows for easy operation and prolonged life of doors.
- Oversized panels that perform with ease.
- Thermally broken aluminum doors for a robust, insulated system.



# MAXIMIZE OPEN SPACES

ENERGY EFFICIENT  
EASY OPERATION  
CUSTOM FIT  
LARGE FORM FACTOR

## ○ KEY DIMENSIONS

### • **Our Doors**

Bi fold up to 1020 mm [40"] wide x 3050 mm [120"] high. Sliding doors up to 1830 mm [72"] wide x 3550 mm [144"] high.

## ○ EASY OPERATION & ADJUSTMENT

### • **Top Hung Friction-Free Hardware**

Doors slide smoothly and quietly.

### • **Adjustable In-Track Pivots**

Easy horizontal and vertical adjustment while installing.

## ○ FLEXIBLE DESIGN & FINISHES

### • **Door Handles**

Variety of modern finishes & styles available.

### • **Finishes**

VUE doors are available in anodized finish (clear, bronze, or black) as well as three standard Duranar 2-Coat colours - Bone White, Black, and Silver (to match clear Anodized finish). Additional Duranar colours and anodized finishes are available options.

## ○ ARRAY OF DOOR SILL CHOICES

### • **Weather Defence Plus**

Maximum weather protection, minimum profile.

### • **Accessible**

ADA approved smooth wheelchair access.

### • **Flush Floor**

Door guides mounted in the floor.





# OPEN A WALL BRING THE OUTDOORS IN

OUR DOORS LEAD THE PACK  
FOR THERMAL PERFORMANCE

## ○ THERMAL PERFORMANCE

- **Certified Superior Ratings**

Our door frames offer marked increase in thermal ratings due to its new overhauled design.

- **Sizable Thermal Struts**

More than double the size of thermal struts than others.

- **No Empty Cavities**

Added insulation within voids of door profiles.

## ○ SECURITY

- **Convenient Locking**

Twin point locks secure with twist of a handle.

## ○ LONGEVITY & QUALITY

- **Structural Stability**
- **Weather Resistant**
- **Corrosion Resistant**
- **Quality made in Canada**

## ○ NAFS PERFORMANCE


Tested for Air & Water Penetration, plus Structural Performance. Tested for American & Canadian standards.

Full test results available upon request.



## ○ SIZING

Up to 16,256mm [53ft] wide x 3050mm [10ft] high.



## ○ TOP HUNG FOR EASE OF USE

- The weight of our bi-folding door is hung from above, so the door will be easy to use year after year. Typical bi-folding panel weight is 80 to 100 kg each with double glazing. Contact us and we can confirm your panel weight.

## ○ NUMBER OF PANELS

- Our Bi-folding door panels can go 1,016mm [40"] wide and 3,048mm [120"] high. Calculate the minimum number of door panels by dividing opening width by 1,016mm [40"] and round up. We will confirm with you if the number of panels is within the limit.

## ○ SILL CHOICE

1. WEATHERDEFENCE PLUS: Stella Original Design. Best weather protection with integrated drainage system and minimal profile.
2. ACCESSIBLE: ADA Approved. Smooth Transition on sill ensures no barriers for wheelchairs or walkers.  
Does not meet NAFS performance requirements.
3. FLUSH FLOOR: Best for interior applications, sill disappears into floor.  
Does not meet NAFS performance requirements.

## ○ OPENING CONFIGURATIONS

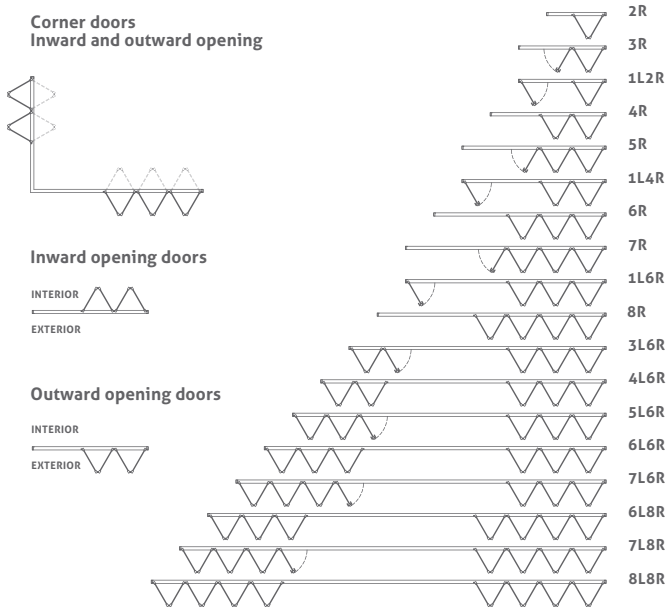
- Decide whether the door stack inwards towards the interior (inward) or outwards towards the exterior (outward). Then confirm the number of panels to stack left and number of panels to stack right.
- Don't know what layout? We will confirm and recommend the best configurations for you. We also do corner doors and angles other than 90 degrees may also be available.





BF2 Bi-folding Door, Maxshoud Residence (Vancouver, 2010)

## OPENING CONFIGURATIONS



## HARDWARE AND FINISHING OPTIONS



## GLASS SPECIFICATION

- The BF2 door is supplied without glass. It is designed to receive a standard 5mm/5mm sealed unit 25.4mm [1"] thick. We also offer triple glazed systems for improved thermal performance. *Contact us for details.*

## THERMAL PERFORMANCE

- The BF2 door is thermally broken and double glazed units can achieve an overall U value  $\leq 1.8W/m^2 \cdot ^\circ K$  using readily available low E coatings. *Contact us for triple glazed options and other details.*

## HARDWARE

- All VUE doors are secured with a sleek stainless steel twin point locking solution. A simple twist of the handle engages two drop bolts into the frame. The D handle offers a convenient grip to guide the door to the desired position while opening and closing VUE doors. Stainless steel carrier and hinge hardware sets which are visible, are supplied in brushed stainless (standard) and PVD Dark Bronze (as an option).

## NAFS Rated

- The BF2 door with Weatherdefence Plus Sill is NAFS rated CW-PG40.
  - We provide NAFS label on standard size Weatherdefence Plus Sill Bi-folding doors.
- The door achieves water resistance of 400 Pa and a design pressure of  $\pm 1915$  Pa. *Contact us for details or test reports.*



## ○ SIZING

Up to 14,630 mm [53ft] wide x 3657 mm [12ft] high in up to systems of one to four tracks.



## ○ TOP HUNG FOR EASE OF USE

- The weight of our sliding door is hung from above, so the door will be easy to use year after year. Contact us and we will confirm your panel weight.

## ○ NUMBER OF PANELS

- Our sliding door panels can be up to 1,830 mm [72"] wide and 3,660 mm [144"] high. Calculate the minimum number of door panels by dividing opening width by 1830 mm [72"] and round up. We will confirm with you if the number of panels is within the limit.

## ○ SILL CHOICE

1. WEATHERDEFENCE PLUS: Stella Original Design. Best weather protection with integrated drainage system and minimal profile.
2. ACCESSIBLE: Approved. Smooth Transition on sill ensures no barriers for wheelchairs or walkers.  
Does not meet NAFS performance requirements.
3. FLUSH FLOOR: Best for interior applications, sill disappears into floor.  
Does not meet NAFS performance requirements.

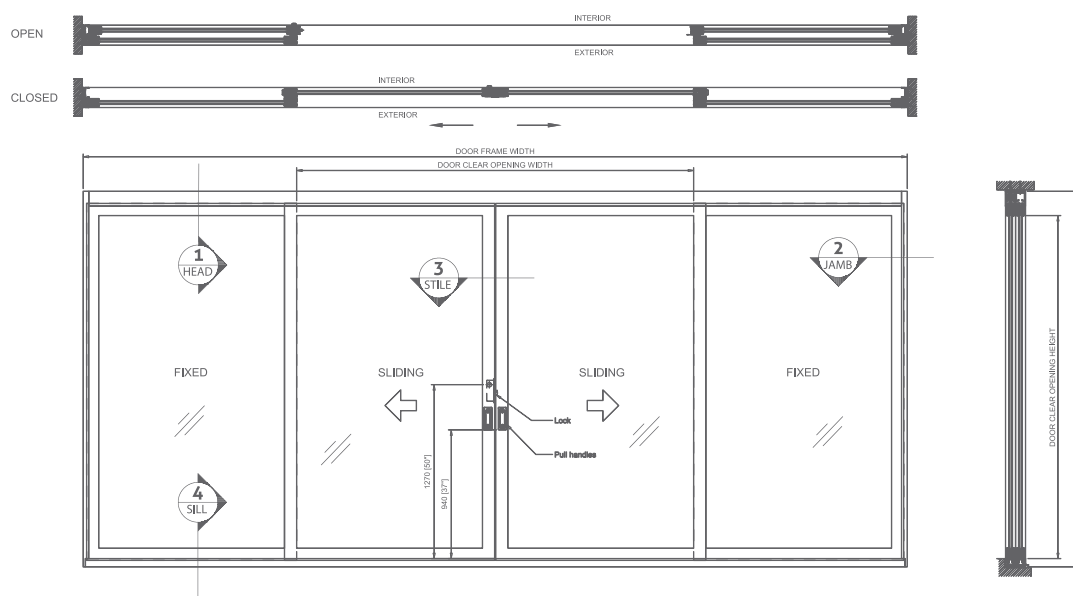
## ○ OPENING CONFIGURATIONS

- Decide where you want fixed panels and whether the door open in the middle, from one side, or a pocket for the door to slide into. Up to 8 panels can be supplied in a 4-track system.
- Don't know what layout? We will recommend the best configurations for you. We also do corner and angles other than 90 degrees may also be available.





TS2 Sliding Door, One Pacific (Vancouver, 2016)



## GLASS SPECIFICATIONS

- The TS2 door is supplied without glass. It is designed to receive a standard 6mm/6mm sealed unit 25.4mm [1"] thick. We also offer triple glazed systems for improved thermal performance. *Contact us for details.*

## THERMAL PERFORMANCE

- Our TS2 is thermally broken and double glazed units can achieve an overall U value  $\leq 1.8W/m^2 \cdot ^\circ K$  using readily available low E coatings. *Contact us for triple glazed options and other details.*

## HARDWARE

- All VUE doors are secured with a sleek stainless steel flush pull handles on both interior and exterior. Maximum security Hook Lock with thumb turn (standard) or multi-point lock are available. Flush Bolts are provided to hold the door in place when in the in closed position. Contact us to inquire about other custom hardware.

## NAFS Rated

- The TS2 door with Weatherdefence Plus Sill is NAFS rated LC-PG35.
- We provide NAFS label on standard size Weatherdefence Plus Sill sliding doors.

The door achieves water resistance of

- 400Pa (PG55) and a design pressure of  $\pm 1680Pa$ . *Contact us for details or test reports.*





# WORKING WITH VUE DOORS



## ○ REQUESTING A QUOTE

Have a project in mind? Let us know the basic details such as:

- Frame Opening Size
- Configuration
- Finishing (painted or anodized)

This helps our team give you the most accurate pricing, or come see the doors in person, book an appointment and visit our showroom - we're happy to answer any questions - submit online at [www.stellavuedoors.com](http://www.stellavuedoors.com)!

## ○ ORDER BOOKING

Moving forward with a VUE Product? Great! The next step is to confirm the following:

- Configuration (calculate panel size & weight).
- Sill Type (to confirm performance rating).
- Finish Type (let us know if you need samples).
- Frame Size (required for Shop Drawings).
- Preferred Delivery Date (for scheduling).

Let us know if you require preliminary drawings for your project. Please note that these details are required to move your product into production.

## ○ PLACE ORDER (SHOP DRAWINGS AND ORDER CONFIRMATION)

Manufacturing usually takes 6-8 weeks from the sign off of the Shop Drawings (depending on the shop schedule). This will be confirmed at the time your order is placed. All orders are subject to 25% deposit & COD.

## ○ FABRICATION, FINISHING & ASSEMBLY

We will keep you up to date while your doors move through production. Our team will contact you a week before completion to schedule pick up and training.

## ○ PICK UP, TRAINING & INSTALLATION

Stella requires installers to participate in a short install training session to be certified. Further assistance is always available.








## SUPPLEMENTARY HARDWARE FOR YOUR BUILD PROJECT

### ASK US ABOUT POSIGLAZE

- FREE STANDING  
BALUSTRADE HARDWARE
- BOTTOM OR SIDE  
MOUNTING OPTIONS
- MINIMAL HARDWARE PROFILE  
CREATES SEAMLESS INSTALLATIONS

Speak to our sales team or visit our website for multiple balustrade solutions, including our Posiglaze System.







# WORKING ON A RENO OR NEW BUILD PROJECT?

Stella Glass Hardware has a multitude of innovative hardware solutions, including

• **Handrails** • **Balustrades** • **Canopies** • **Spiders** • **Bolts** • **Standoffs**

Contact our Sales Team for more information or visit our website.





# NEXT STEPS

**REQUEST A  
QUOTE NOW AT:**

**[STELLAGLASSHARDWARE.COM](http://STELLAGLASSHARDWARE.COM)**

Also available on our  
website:

- Online Resources.
- Product Info & Specs.
- Past Project Photos.
- Online RFQ Submissions.

Our site gives you access  
to product info & photos  
to support your projects  
and to help answer all  
your questions.

Canadian-owned and operated, Stella designs, manufactures and supplies innovative glass hardware for glass doors and point-supported glass walls, tension trusses, canopies, guardrails, balustrades and partitioning systems.

Specializing in custom design and a collaborative approach, Stella creates hardware that transitions the architect's vision into buildable reality.

Since its inception in 2001, Stella's technically fashionable fittings have gained momentum with leading designers across North America.

**Stella Custom Glass Hardware - Head Office**

**604.231.5892**

**[vue@stellaglasshardware.com](mailto:view@stellaglasshardware.com)**

*Specifications and more details at*  
**[www.stellavuedoors.com](http://www.stellavuedoors.com)**